

Managing a Hybrid Active Directory Environment

Derek Melber


derek@manageengine.com

About Your Speaker



About Derek Melber

- Derek Melber
 - Chief Technology Evangelist
 - MVP (AD and Group Policy)
 - derek@manageengine.com
- Online Resources
 - ManageEngine Active Directory Blog
 - Security Hardening Site
 - Download free Dummies book
- 2019 World Tour



Agenda

- What is hybrid?
- Provisioning users
- Deprovisioning users

WHAT IS HYBRID?

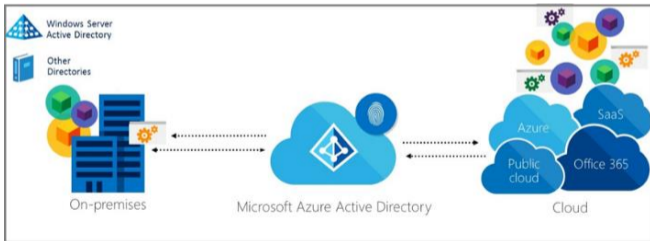


What is Hybrid (for our definition)

- On-prem Active Directory

AND

- Azure Active Directory (AAD)



According to Microsoft

Hybrid cloud is more common than you may think

67% of survey respondents were already using hybrid cloud or considering it as a future option.



67%

PROVISIONING USERS EFFICIENTLY

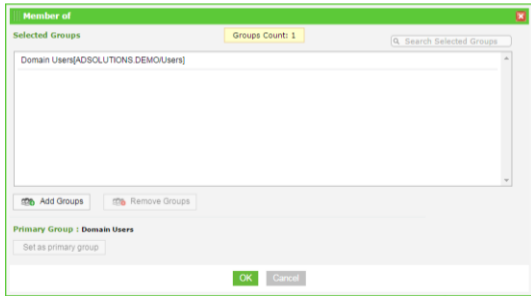


Provisioning Users Efficiently

- What are our needs/requirements for new users
 - Least privilege group membership
 - Secure initial password
 - Duplicate user name resolution
 - Email setup
 - User specific details (profile, home dir, login script, etc)
 - User account on-prem and in Azure AD/Office 365
 - All attributes configured, including custom attributes
 - Automation
 - Workflow

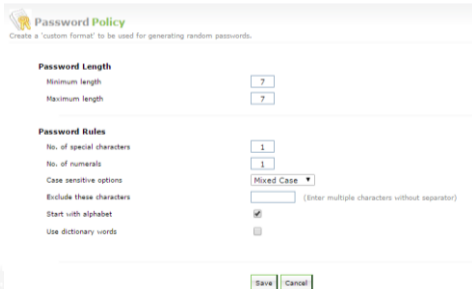
Provisioning Users Efficiently: Least privilege

- ADUC: copy user
- Azure AD: manual
- Powershell: list groups or point to list in file



Provisioning Users Efficiently: Initial password

- ADUC: manually enter
- Azure AD: manually enter
- Powershell: complex to associate with user during creation
- Random generators: net.exe, Powershell, excel



Password Policy
Create a 'custom format' to be used for generating random passwords.

Password Length

Minimum length

Maximum length

Password Rules

No. of special characters

No. of numerals

Case sensitive options

Exclude these characters (Enter multiple characters without separator)

Start with alphabet

Use dictionary words

Provisioning Users Efficiently: Duplicate names

- ADUC: guessing game
- Azure AD: guessing game
- Powershell: complex to code

Prevent Duplication

Check for duplicates at level

To correct duplicates

Apply this Naming format

Automatically append number from [Advanced settings](#)

Specify the suffix string to remove duplicates

Suffix Length :

Character to fill the length deficit : eg. jsmith01

OK

Don't create object

Provisioning Users Efficiently: Email setup

- ADUC: Clumsy
- Azure AD: Exchange online
- Powershell: complex to code

The screenshot displays three sections of the Exchange user configuration interface:

- Exchange General**: Includes dropdowns for "E-mail Alias" (Same as logonname), "External E-mail Address" (SMTP Format), and "Associated Administrative Group" (No Exchange Administrative Gro). It also has a "Simple Display name" dropdown (Same as logonname) and a checkbox for "Hide from Exchange address lists".
- E-Mail Addresses**: Features a text area for "Additional E-mail Addresses" and a checked checkbox for "Automatically update e-mail addresses based on the recipient policy".
- Delivery Restrictions**: Contains radio buttons for "Receiving Message Size (KB)" (Use default limit vs. Max size(KB)) and "Accept messages from" (All Senders vs. Senders in the following list).

Provisioning Users Efficiently: User specific settings

- ADUC: manual
- Azure AD: NO way!
- Powershell: complex to code


Logon script

Profile Path

 [Permissions](#)

Home folder

Local Path:

Connect:  [Permissions](#)

Provisioning Users Efficiently: On-prem and Azure AD

- ADUC: AD Connect (only on-prem attributes)
- Azure AD: AD Connect (only Azure AD attributes)
- Powershell: complex to code

Active Directory Office 365

First name



Initials

Last name



Provisioning Users Efficiently: Automation

- ADUC: NO!
- Azure AD: NO!
- Powershell: complex to code

Create New Automation

Automation Name : Description :

Automation Category : **User Automation** Select Domain : **ADSOLUTIONS.DEMO**

Tasks to automate
Specify the task you want to automate.

Automation Task/Policy : **Create Users**

Template to be applied: **System Template**

Location of CSV: [View Options](#)

Select only the appended objects from the file. [?](#)

Implement **Business Workflow** [?](#)

Execution Time
Specify the time/interval at which the task should be run.

Run at : **Hourly**

For Each: Mins

Provisioning Users Efficiently: Workflow

- ADUC: NO!
- Azure AD: NO!
- Powershell: NO!

Create New Automation

Automation Name : Description :

Automation Category : **User Automation** Select Domain : **ADSOLUTIONS.DEMO**

Tasks to automate
Specify the task you want to automate.

Automation Task/Policy : **Create Users**

Template to be applied: **System Template**

Location of CSV: [View Options](#)

Select only the appended objects from the file. [?](#)

Execution Time
Specify the time/interval at which the task should be run.

Run at : **Hourly**

For Each: **mins**

[Implement Business Workflow](#)



User Creation Templates

View

Template Name:

Description:

Select Domain :



Layout View



Copy



Copy User Attributes



Expand

Active Directory Office 365

General

Account

Contact

Exchange

Remote Mailbox

Terminal

OCS/Lync/Skype

Custom Attributes

Office 365

General

First name



Initials

Last name



*Logon Name @ eg. jsmith@admanagerplus.com



[Create your own naming format](#)

*Logon name(pre-Windows 2000) eg. jsmith

*Full name eg. John Smith

Display name eg. John Smith



Employee ID

Description

DEPROVISIONING USERS



Deprovisioning Users

- What are our needs/requirements for removing user accounts
 - Delete user account on-prem AD
 - Delete user account in Azure AD/Office 365

New Automation Policy

Automation Policy Name :

Automation Category :

Instant Tasks

Delete Users

Disable/Delete Mailbox

Remove O365 licenses

Delete Home Folder

Disconnecting or deleting a user

Disable user mailbox

Disconnect user mailbox

Delete User mailbox

Remove all licenses

Office 365 Enterprise E3

FLOW FREE

MS TEAMS 2W

Power BI (free)

Delete/Disable Policy

Define Delete Policy & Disable Policy for your Organization

Select Domain :

Delete Policy **Disable Policy**

Delete/Move Home Folders

Delete Remote Terminal Service Home Folder

Profiles

Delete Roaming Profiles

Delete Roaming Terminal Service Profiles

Mailboxes & Other accounts

Delete User Mailbox permanently

Export User Mailbox

Custom Script

Run Custom Script

O365/G Suite

Delete Office365 Account

Summary

- What is hybrid?
- Provisioning users
- Deprovisioning users

ManageEngine

Thank you!

Derek Melber

derek@manageengine.com

